

Welcome to the Year 12 Post-18 Information Evening

Tonight's Structure



- **Welcome**
 - Mr White - Head of Sixth Form
 - Mr Lloyd - Head of Year 12
 - Mrs Hodgkinson - Head of Year 13
- **PG exams** and influence on **university choices** - Mr White
- **Personal Statements** - Mrs Hodgkinson
- **Timeline** - Mr Lloyd
- **Apprenticeships** - Mr Lloyd
- **Questions**

Some Reminders



FUTURES -

- Work Experience 27th Feb - 3rd March
- Conference 21st April
- Interviews Weds 5th July - Fri 14th July
 - **ASPIRATIONAL / REALISTIC**

THE MOCK INTERVIEW GOOGLE FORMS CAN STILL BE EDITED

- Medicine - with no work experience, placements and without Chemistry.
- Oxbridge - preparatory sessions have been going on since September.

Predicted Grade Examination



- **When**
 - **Monday 19th June - Thursday 29th June**
- **Why**
 - **An accurate view of each student's progress**
 - **Learning the process (A levels are terminal exams)**
 - **To provide the most accurate information from which teacher will make a judgement about the students' predicted grades**
- **What if...**
 - **The deadline for applications is in January.**
 - **October Assessments will provide evidence for Revised Predicted Grades.**



Predicted Grade Guidance

A predicted grade is the grade of qualification an applicant's school or college believes they're likely to achieve in positive circumstances.

The Principles

- ✓ aspirational but achievable – stretching predicted grades can be motivational for students
- ✓ determined by professional judgement
- ✓ data-driven

Predicted Grades should not be:

- affected by student, parental, guardian, or carer pressure
- influenced by university or college entry requirements or behaviours
- affected by student behaviour or background – predicted grades should be made objectively and disregard external factors.



Applying to UCAS

May 2023

STARTING POINT



- **Definite or possibility?**
- **Clear subject choice?**
- **Location:**
 - **City / Campus Russell Group?**
- **Start with Unifrog.**
- **Research. Research. Research. Research.**



- Use Unifrog.

- <https://www.unifrog.org/student/universities/subject-results>

Registering with UCAS - ALL



- **This is really easy. (Choices are much harder)**
- **It doesn't cost anything until you actually 'Submit'**
- **Good practice**
- **Use the guide. Use the sessions.**



**So long as
students follow it,
they will be fine.**

Talk to staff about...

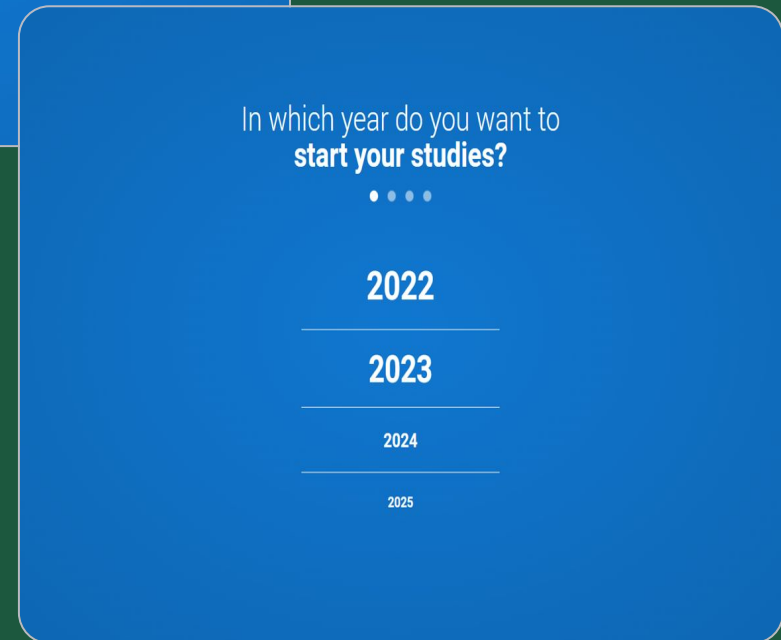
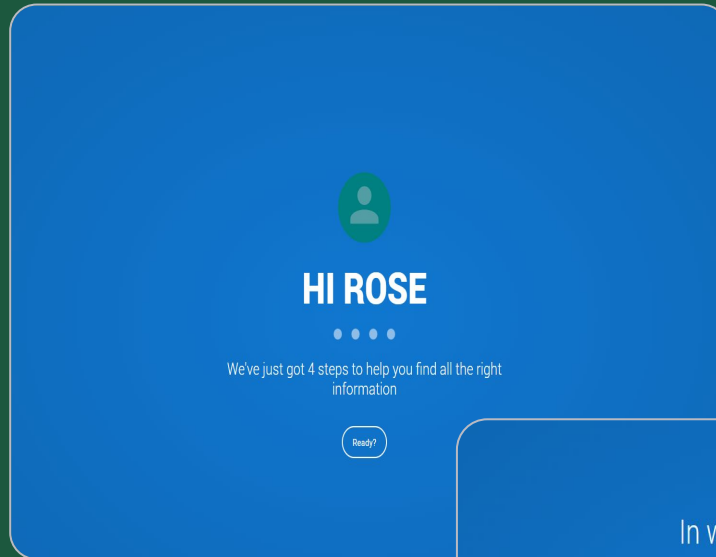


- **Choosing courses to fit with grades.**
- **Where you are and you want to be.**
- **5 choices**
 - **You need a range**
 - **The insurance should be one you would accept**
- **And personal statements...**

Registering for an account

Once you've registered, we ask you a few questions like when you want to start studying, where you live and what you're interested in so we can tailor the information you see.

Make sure you choose the correct study year, **2024** if you want to start next year, including if you want to defer entry.



There is a maximum of 5 choices and choice restrictions still apply (a maximum of four courses of medicine, dentistry, veterinary medicine or veterinary science).

Once all choices are added you must mark the section as complete to be able to submit.

Your **choices**

Search for courses

Find courses and providers

+

Add choice

Accounting and Finance (N400)
Aberystwyth University (A40)

Location: Main Site (Aberystwyth)
Start date: 01 September 2022
Further details: Not provided
Point of entry: 1st year
Deferred entry: Yes
Live at home while studying: No

...

Accounting and Finance (with integrated Foundation) (NN44)
University of Buckingham (B90)

Location: Main Site
Start date: 23 September 2022
Further details: Not provided
Point of entry: 1st year
Deferred entry: Yes
Live at home while studying: No

...

You can add up to 5 choices to your application. You can change your choices until you send your application to us. All sections must be marked as complete before you can send your application to us.

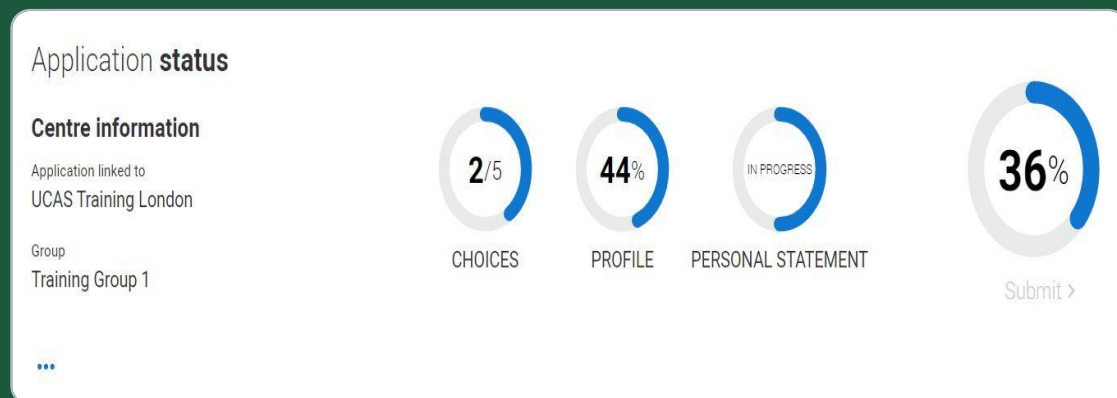
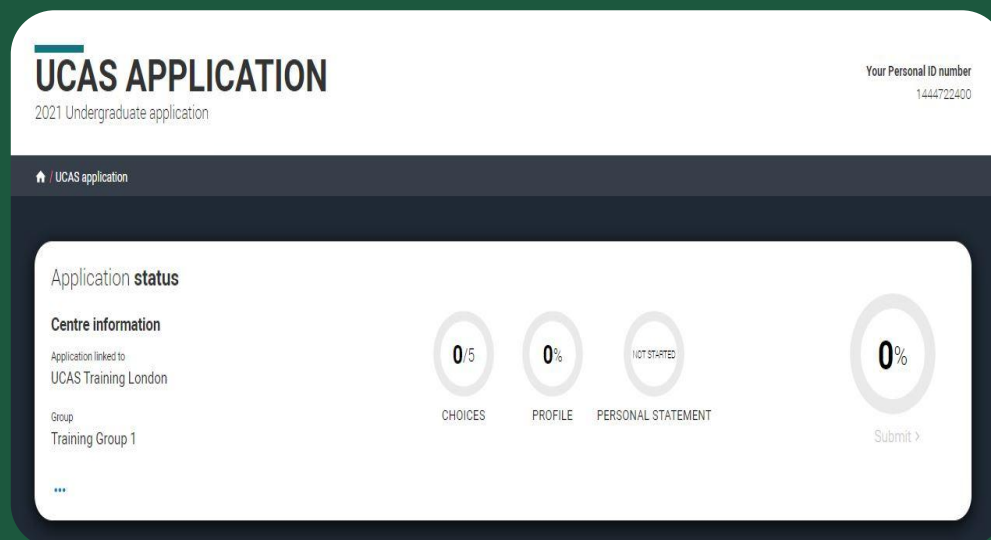
Mark complete

Application overview

Your '**Application status**' helps you keep track of your progress.


As you add information to each tile, the **percentage complete** updates each time you mark a section as complete.

You don't need to complete the application straight away, you can log in and out at any time until you're finished.



Personal Statements

*How difficult is it to write about
yourself?*



Sponsored ⓘ

The Ultimate UCAS Personal Statement Guide: 100+ examples of great personal statements. Contributions from over 30 specialist tutors. Expert advice across all major...

by Rohan Agarwal and David Salt | 3 Jun 2021

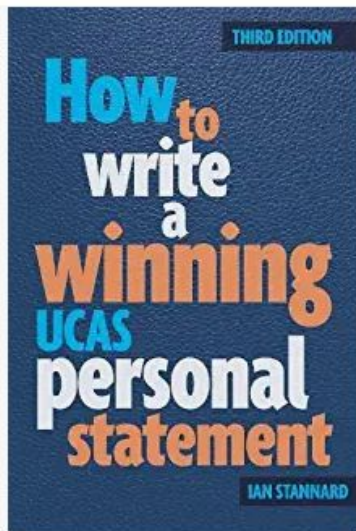
★★★★★ ~ 142

Paperback

£19⁹⁹

✓prime FREE delivery by **Thursday, 18 May**

Only 2 left in stock.



How to Write a Winning UCAS Personal Statement

by Ian Stannard | 6 May 2016

★★★★★ ~ 14

Paperback

£14²¹ RRP: £14.99

✓prime FREE One-Day
Get it **Tomorrow by 1pm**

More buying choices
£1.40 (29 used & new offers)

Kindle Edition

£13⁵⁰ Print List Price: £14.99

Available instantly

Is it that hard?

No.

Anyone can write a first draft selling themselves in about an hour. (It might be a 'bad' first draft but it's a draft... just get something done.)

What do you write?

- **Why** you want to study the course / job. (If you can't explain why, consider changing your course choice.)
- **What experiences** you have had that will show why you are a good fit for the course / job. (If you can't find any, consider changing your course choice.)
- **Wider reading** that shows you are passionate about your subject / job area. (If you haven't done any... well, you get the general idea.)
- **Use the structure given by the school.** It's available on the '2022 Starters' Google Classroom. You will have a session on this in the summer. (Early entry need to start now!)

What if you haven't decided what to apply for?

Write one for each area... The best one is probably the best area to apply for!

How do you write it?

- **Use Google Drive.**
- **Please write formally.**
- **Think about your punctuation, vocabulary and variety of sentences.** (Think about it like a Transactional Writing Task from GCSE: it's sort of persuasive writing)
- **Think about your accuracy.** Proof read **BEFORE** asking anyone else to look at it - otherwise you're wasting their time.

What do you do once you have written your first draft?

- **Share with your your tutor.**
- **Think about people who you know out of school who are experts in the area you're applying for.**
- **Perhaps share with the teacher who teaches the subject you wish to pursue.**
- **Mr Lloyd and Mr White can help but don't assume we have to.**
- **The earlier you write it, the more time people will have to support you with it!**

Getting comments on Personal Statements

GOOGLE DOCS



how can u

- how can u **get herpes**
- how can u **get hiv**
- how can u **get aids**
- how can u **get chlamydia**
- how can u **get mono**
- how can u **mend a broken heart**
- how can u **lose weight fast**
- how can u **get hpv**
- how can u **get hepatitis c**

Google Search I'm Feeling Lucky

What does this slide tell you about how important grammar is?



@bestproadvice

how can an individual

- how can an individual **impact the course of history**
- how can an individual **make a difference**
- how can an individual **affect society**
- how can an individual **change history**
- how can an individual **reduce global warming**
- how can an individual **be supported to reflect on an incident**
- how can an individual **help to conserve water**
- how can an individual **influence an organization**
- how can an individual **buy stock**

Google Search I'm Feeling Lucky

GRAMMAR MATTERS

Some final advice...

- **Start early**
- **Make use of the resources : UCAS website/Student Room**
- **Plan out the structure with bullet points and headings, then turn these into full sentences and paragraphs**
- **Draft in Microsoft Word, spell checking AND proof reading it before you paste it into UCAS**
- **Keep a copy in case you are called to interview**
- **DON'T plagiarise**

Steps in the Autumn Term

- **Decide roughly when you want to make your application by:**
- **Early entry by October 16th.**
- **Everyone else by January 15th but our experience does suggest it's good to start early.**
- **BOOK A SLOT WITH YOUR TUTOR for submitting your personal statement and, therefore, for requesting your reference.**
- **Let's talk about references.**

Final steps...

Admin check with tutor (can be done around the time of asking for reference or before.)

Once overall reference is ready, you have an appointment with a member of the Sixth Form Team to go over / finalise your reference; add your predicted grades and **ONLY THEN does everything go to UCAS. You literally press the button.**

Now just focus on achieving the best grades possible!!

**We'll talk about replying to
offers / firm & insurance /
clearing and adjustment during
Year 13.**

Timeline



What we have already done:

September 2022	Goal Setting
October 2022	Trip to Edgbaston Careers Fair
November 2022	Unifrog launch
November 2022	CPD Futures: University
December 2022	CPD Futures: Apprenticeships
February 2023	Work experience week
February 2023	UCAS Hub launch
March 2023	Futures - time to look, prepare and plan
April 2023	Futures Conference
May 2023	How to prepare for mocks
May 2023	Mock interview launch (takes place in July 2023)

Timeline



Ongoing events:

- ✓ How to manage your mental health during A levels
- ✓ How to prepare for examinations
- ✓ Oxbridge and MediVets sessions (early entry)
- ✓ First aid course
- ✓ Character and Personal Development (CPD) and Form Time
 - Finance and budgeting
 - Health
- ✓ Futures notice board
 - On Google Classroom
- ✓ Future Fridays
- ✓ Interview practice (careers team)
- ✓ References provided for external opportunities
- ✓ Personal statement support

UCAS timeline



What happens next:

UCAS Application Process at Arden

UCAS

My Profile

Complete bulk of form before the summer:

Profile

Personal details
Contact details
Nationality
Supporting Info
English Skills
Finance & Funding
Diversity/Inclusion
More about you

Experience

Education
Employment

This will be checked by your Form Tutor in September

Choices

Use Unifrog, UCAS Hub & University websites to research different university and course options.

Add Choices to UCAS form as soon as finalised.

Personal Statement

Writing your Personal Statement will be set as an assignment on Google Classroom so your Tutor can monitor your progress and share feedback.

Feel free to share it with parents, family friends, etc. as well to get additional feedback

When finished, add it to UCAS Form and make sure to tell your Tutor.

Pay & Send

Once Choices & Personal Statements are finalised you have to Pay & Send.

Your form will then be sent to the Sixth Form and your Tutor will start to work on your reference.

Your form can be returned to you for changes if required. Please ask someone in the Sixth Form Office.

Deadline October ½ term

2 UCAS Meetings

Meet with your Tutor to discuss your application to help them write a good reference for you.

When reference is ready, your name will appear on the board in the common room.

Schedule your UCAS meeting with your assigned teacher (one of the Sixth Form Team).

You will go through the reference, predicted grades & submit application.

UCAS timeline



My Profile

**Complete bulk of form
before the summer:**

Profile

Personal details
Contact details
Nationality
Supporting Info
English Skills
Finance & Funding
Diversity/Inclusion
More about you

Experience

Education
Employment

**This will be checked by
your Form Tutor in
September**

- ✓ We will hold sessions in school that support each student with this process
- ✓ We strongly advise that every students registers with UCAS
 - It is far easier to drop out of the process than it is to opt in last minute

UCAS timeline



Choices

Use Unifrog, UCAS Hub & University websites to research different university and course options.

Add Choices to UCAS form as soon as finalised.

- ✓ Students should already be exploring their options
- ✓ Try to book in as many open days this year as possible
 - Do not book these during the Predicted Grade Exam week.
 - Please email Mr Lloyd and Mrs Kirby the relevant details

UCAS timeline



Personal Statement

Writing your Personal Statement will be set as an assignment on Google Classroom so your Tutor can monitor your progress and share feedback.

Feel free to share it with parents, family friends, etc. as well to get additional feedback

When finished, add it to UCAS Form and make sure to tell your Tutor.

- ✓ UCAS announced that there would be changes to the way the personal statements but currently no changes have been made...
- ✓ Students will receive small group masterclasses on how to write an effective personal statement (June 23)
- ✓ Students will receive feedback on their drafts from their form tutor
 - Subject teachers are also able to offer additional support
- ✓ Conservatoire (music) and Early Entry students must have a very polished draft completed by the end of the summer holidays
 - For all other students we still highly recommend that you aim for the same deadline
- ✓ You write one personal statement for UCAS even if your course options are not identical
 - We would advise contacting individual Universities if this is the case

UCAS timeline



Pay & Send

Once Choices & Personal Statements are finalised you have to Pay & Send.

Your form will then be sent to the Sixth Form and your Tutor will start to work on your reference.

Your form can be returned to you for changes if required.

Please ask someone in the Sixth Form Office.

Deadline October ½ term

- ✓ IMPORTANT: Tutors cannot start writing your reference until students have completed their personal statement AND hit pay and send
- ✓ Pay and Send costs £27.50

- ✓ It is worth mentioning that UCAS have announced a change to how teacher references are to be completed
 - We are fully aware of the changes and they simply reflect what we have already been doing

UCAS timeline



2 UCAS Meetings

Meet with your Tutor to discuss your application to help them write a good reference for you.

When reference is ready, your name will appear on the board in the common room.

Schedule your UCAS meeting with your assigned teacher (one of the Sixth Form Team).

You will go through the reference, predicted grades & submit application.

- ✓ Your UCAS meeting will be conducted with a senior member of the Sixth Form Team.
- ✓ You must stick to the deadlines outlined on the next slide to ensure that we have enough time to schedule each meeting

Deadlines



	DEADLINES		
	Recommended date for submission (to maximise your chances of success)	Arden deadline for submission (You need to Pay & Send before the UCAS deadline as we need to write your reference and check your form before sending it to UCAS. If you Pay & Send after the Arden deadline we cannot guarantee that your application will be processed on time.)	Final UCAS deadline for submission (Universities and colleges do not have to consider applications received after the deadline.)
Conservatoires (Music)	11 th Sept 2023	18th Sept 2023	2 nd Oct 2023 at 18:00
EARLY ENTRY (Medicine, Dentistry, Veterinary, Medicine, Oxford, Cambridge)	25 th Sept 2023	2nd Oct 2023	16 th Oct 2023 at 18:00
All other courses	6 th Nov 2023	4th Dec 2023	31 st Jan 2024 at 18:00

Apprenticeships overview



What is an Apprenticeship?



- An apprenticeship is a real job, with hands-on experience, a salary and the training while you work.
- You're treated just like all the other employees, with a contract of employment and holiday leave.
- You get paid and train at the same time, with at least 20% of your time spent in off the job training, often at a college, university or with a training provider.
- You train to be fully competent in your chosen occupation some offer a career path to higher qualifications - with lots of future potential for you
- Your apprenticeship can take between one and six years to complete, depending on which apprenticeship you choose, what level it's at, and your previous experience.

What is an Apprenticeship



NAME	LEVEL	EQUIVALENT
Intermediate	2	5 GCSE passes at grade A*– C or 9 – 4
Advanced	3	2 A level passes/Level 3 Diploma/ International Baccalaureate
Higher	4, 5, 6 and 7	Foundation degree and above
Degree	6 and 7	Bachelor's or master's degree

Benefits



1

Receive on-the-job training by industry professionals

6

No student loan!

2

Earn while you learn

7

Excellent career progression

3

There are over 200 different apprenticeships to choose from

8

Paid holiday

4

Gain specialist skills

9

Gain a range of qualifications while you work

5

High street discount card available for all apprentices

10

Good relationships with employers means better job prospects

There is an Apprenticeship for everyone



Construction,
Contracting
Operations,
Stonemasonry,
Plumbing,
Electrical Installation,
Bricklaying, Painting
and Decorating,
Site and Bench
Joinery

Accounting, Business
Administration,
Professional Cookery,
Hospitality industry roles,
Customer Services.

Sport Coaching
and management,
Public service
roles- police,
armed forces,
RAF.



Engineering(Civil,
electrical and
Mechanical),
Motor Vehicle

Digital Marketing,
Infrastructure
Technician &
Software
Developer,
Social Media and
Public Relations.

Dental Nursing, Clinical Health
Care, Hairdressing, Childcare,
Beauty Therapy, Laboratory
Sciences, Animal Care

Applying



- Apprenticeships are competitive to get, and each has its own entry requirements.
- Most require that you have at least a grade 4 in Maths and English GCSE.
- Degree apprenticeships usually require A Levels or equivalent level 3 qualifications.
- Employers will also want to know that you are keen to learn, have a positive attitude, can get on well with your colleagues and have excellent attendance and time keeping.
- They will usually check these things by taking a character reference from school or your employer if you have a job already.
- Volunteering and extracurricular activities are other ways to demonstrate your potential.

Myth or Fact



"Applying for an apprenticeship is like applying for a course at college. I enrol to the apprenticeship programme and they provide me with the work placement, easy and simple."

False- An apprenticeship is a professional vocation and you are applying for a job vacancy.

You find apprenticeship vacancies that you are interested in applying for, submit your application and await to hear if you gain an interview.

If you are successful to gain the interview and the apprenticeship, your employer will then get in touch with their relevant training provider where you can study the theory of the course.

However, some training is provided in house and you may not need to attend college; it is all dependent on the training provider.

Furthermore, you could also seek out an apprenticeship independently by contacting companies to seek whether they would be happy to take you on as an apprentice, if this is the case then the employer would need to seek out a relevant training provider.

Myth or Fact



“Apprenticeships only pay minimum wage”

False- It's also a common (and incorrect) assumption that Apprentices don't earn much and are all paid the National Minimum Wage, this isn't true.

While many employers might choose to pay their Apprentices minimum wage, unions are always negotiating higher pay rates for Apprentices, well above minimum wage.

In fact, the National Minimum Wage for Apprentices would see you earning roughly £100 per week, the average pay rate for Apprentices is £170 per week

Myth or Fact



"You do not gain relevant or worthwhile qualifications and it is not seen as good as a university degree."

False, A lot of people might think that Apprenticeships are for those that didn't choose (or couldn't get into) higher education like University, so are a step down.

For a huge amount of careers, employers will value the experience you've gained from an Apprenticeship just as much as the degree that someone gains from University.

All qualifications are relevant and are appropriate to different industries, not all are the same as not all require the same and needs different skills.

It is not that one is worth more than the other, it is all about individual personal choice and the job route that you would like engage with.

Myth or Fact



"I can apply for a degree apprenticeship through UCAS, just like applying for a studied degree at university."

False. Applications to Degree Apprenticeships are for people who are in paid employment and are initiated by the employer.

Employers are encouraged to contact the Degree Apprenticeships team to discuss individual circumstances and to be provided with the application forms

Applicants need to complete an application form which will then be then sent to the course directors for consideration.

Each Degree Apprenticeship has specific entry requirements and requires the applicant to be working in a role that would enable them to have the hands-on experience, to complement the learning process and the theoretical underpinning attained through studying the Degree course.



Apprenticeship Timeline

- ✓ Each company has their own application process
- ✓ UCAS announced that they wanted to try and streamline the application process to make it more similar to applying for Universities
 - This has not happened yet but UCAS have hugely improved their information on apprenticeships (more to come)

What should students considering an apprenticeship be doing right now:

- ✓ Research widely
- ✓ Networking
 - Futures conference, mock interviews, Future Friday's, Careers Team, friends, family...!
- ✓ Updating LinkedIn
- ✓ Fundamentally, you have to be a self starter
- ✓ Students need to start doing all of the above right away

Apprenticeship Timeline



What support will we provide:

- ✓ We form an apprenticeship group that meets regularly to discuss:
 - What research have they done
 - How to prepare for applications
 - How to prepare for interviews including mock assessment centre opportunities
 - What they need to be doing to give themselves the best chance to get onto an apprenticeship
- ✓ We will support them with applications*
- ✓ We will provide references when requested

Apprenticeship information on UCAS



UCAS

Discover

Undergraduate

Postgraduate

Apprenticeships

Careers



Sign in



APPRENTICESHIPS

Interested in an apprenticeship? Find out everything you need to know.



SCAN ME

Apprenticeship information on UCAS



Considered an apprenticeship? An undergraduate degree isn't the only option – discover more about apprenticeships, and you could learn and earn at the same time.



Listen to our new podcast

Find out all about degree apprenticeships in our brand new podcast series.



Find an apprenticeship

Search and apply for apprenticeships using Career Finder.



What is an apprenticeship?

Get the facts on apprenticeships and how they work.



Browse by industry

From marketing to construction, business, and so much more, find out what industries might be a good fit for you.



Degree apprenticeships

Learn how you can gain a paid-for degree while getting industry experience and earning a salary.



Find your ideal career

Take our career quiz to find your ideal job matched to your personality type.



Get tailored advice in the UCAS Hub

Sign up to explore your options, favourite your interests and get personal support and advice.



Support for disabled people taking apprenticeships

Being disabled shouldn't limit your job or study choice, and apprenticeships can be a great route for you to get into your chosen career.

Apprenticeships - Further Information



Additional sources of information include:

- ✓ The Government Website
- ✓ Unifrog
 - A portal that all students can access
- ✓ Training providers
- ✓ Company websites
 - Some of the best are not always particularly well advertised
- ✓ The Futures noticeboard on Google Classroom
 - We update this with any opportunities that get sent to the school

Questions



Feel free to go...

But for those with questions we will split into 3 areas:

Mr Lloyd in

Mrs Hodgkinson in

Mr White in