

# E-Safety @ Arden

Information evening  
for parents

November 2014

# E-Safety @ Arden

## Introduction:

**Mrs Allton – Assistant Principal**

What we do at Arden

What Arden students are doing online

## Workshops:

1. **New technology/terminology** – Arden Digital Leaders & Mr Hughes Teacher of ICT/Computing & DL leader
2. **Online gaming** – Miss O'Brien Teacher of ICT/Computing
3. **Settings and Security** – Mrs Blundell Head of ICT/Computing department

# E-Safety @ Arden

Are you a great **online** parent?

Video CEOP Where's Klaus?

[https://www.youtube.com/watch?v=-  
IOOn2wR8bU](https://www.youtube.com/watch?v=-IOOn2wR8bU)

# E-Safety @ Arden

## E-Safety at Arden

Termly assemblies and tutor time

E-Safety through ICT and PHSE lessons

Messages reinforced through all subjects

Progression and age related content

# E-Safety @ Arden

Years 7 — 9	Years 10 — 11	Years 12 — 13
<p>Security - Passwords and Sharing information</p> <p>Digital life - Use of new technologies</p> <p>A balanced approach to using the internet</p> <p>Digital Footprint</p> <p>Cyber bullying</p> <p>Online predators</p> <p>Copyright and Fair use</p> <p>How to effectively search on the internet</p> <p>Digital image editing - body image</p> <p>Anti-Radicalisation</p> <p>Online gaming and the risks</p>	<p>Online relationships</p> <p>Security and Scams</p> <p>Managing your online data</p> <p>Digital media in our lives</p> <p>Digital ethics and citizenship</p> <p>Digital Footprint - impact on our futures</p> <p>Responsible use of ICT</p> <p>Sexting and dealing with the consequences</p> <p>Cyber bullying and online cruelty</p> <p>Online gaming and the risks</p> <p>Online predators</p> <p>Strategic searching online</p> <p>Digital image editing</p> <p>Anti-Radicalisation</p>	<p>Digital Footprint - impact on our futures</p> <p>Digital reputation and ethics</p> <p>Sexting and dealing with the consequences</p> <p>Cyberbullying</p> <p>Online predators</p> <p>Impact of Online Pornography</p> <p>Digital image editing - body image</p> <p>Responsible and safe use of ICT</p> <p>Anti-Radicalisation</p> <p>Online gaming and the risks</p>

# E-Safety @ Arden

Advice on the school website



Arden: preparing you for a world of opportunity

## e-safety

Pupils and parents - the CEOP button on this page and the home page should be used if you have concerns regarding illegal content or activity online.

 [Make a CEOP report](#)

E-safety is extremely important and pupils at Arden will follow a planned programme of age relevant e-safety work from Year 7 to Year 13. They will look at how to be safe online in all subject lessons where ICT is used, as well as through form time activities and special assemblies during every year. Topics include: cyber-bullying, online predators and sexting.

We encourage teachers and pupils to use ICT as part of everyday teaching and learning, but as the internet and new technologies are being developed and changed every day it is important that staff, parents and pupils remain vigilant to possible threats and risks.

We have an e-safety group which helps to review policies and look at how Arden supports students to stay safe online. This group is made up of subject teachers, pastoral staff, ICT support staff, governors and parents.

Student Digital Leaders are involved in delivering key messages to other pupils through assemblies in the Autumn term each year. They also ensure that E-safety reminders are displayed in classrooms across school.

**For any further information on e-safety please contact Mrs E. Allton (Assistant Principal)**

### Links for Young People

These links are aimed at younger people who are interested in knowing more about esafety

[Read More...](#)

### esafety newsletter

We have downloaded a number of newsletters from <http://www.esafety-adviser.com/> and [www.vodafone.com](http://www.vodafone.com) which contain some useful information for parents

### Links for Parents/Carers

These links go to the parents/carers sections of e-safety websites with information for parents relating to e-safety

[Read More...](#)

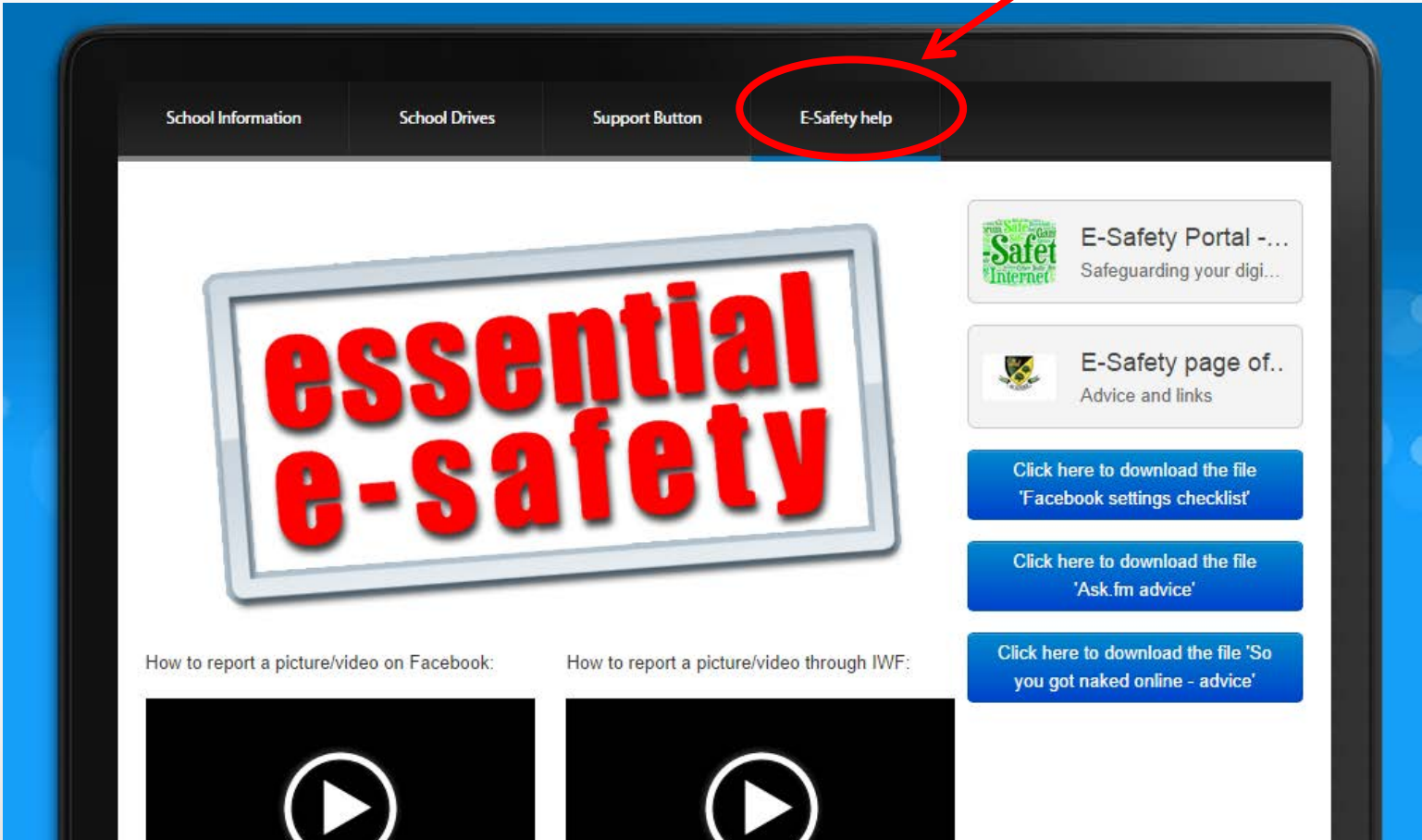
### Safer Internet Day 2014

Documents relating to Safer Internet Day 2014 can be found here.

[Read More...](#)

# E-Safety @ Arden

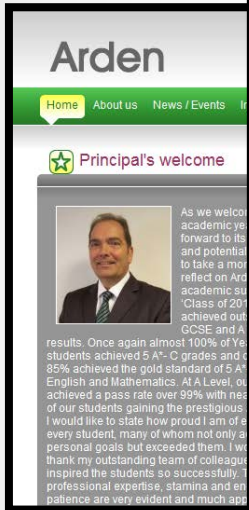
Advice on the Frog VLE student dashboard



The screenshot displays the Frog VLE student dashboard interface. At the top, there is a navigation bar with four items: 'School Information', 'School Drives', 'Support Button', and 'E-Safety help'. The 'E-Safety help' item is circled in red, and a red arrow points to it from the text above. Below the navigation bar, the main content area features a large graphic on the left that says 'essential e-safety' in red, bold, lowercase letters. To the right of this graphic, there are three white boxes with blue borders. The first box contains a green 'Safe Internet' logo and the text 'E-Safety Portal - ... Safeguarding your digi...'. The second box contains a small crest logo and the text 'E-Safety page of. Advice and links'. Below these boxes are three blue buttons with white text: 'Click here to download the file 'Facebook settings checklist'', 'Click here to download the file 'Ask fm advice'', and 'Click here to download the file 'So you got naked online - advice''. At the bottom of the dashboard, there are two video thumbnails, each with a white play button icon on a black background. The first thumbnail is titled 'How to report a picture/video on Facebook:' and the second is titled 'How to report a picture/video through IWF:'.

# E-Safety @ Arden

## How to report using the CEOP button



[the NCA \[GB\] https://www.ceop.police.uk/Ceop-Report/Ceop-Report/WhoAreYou/](https://www.ceop.police.uk/Ceop-Report/Ceop-Report/WhoAreYou/)

### Who are you?

← Back a step

If you have been approached by an adult online or someone has made you feel uncomfortable, you have done the right thing by reporting to us. All the information we ask for is important. Our aim is to make sure you and other young people are safe online. All your details are sent to us securely so nobody else can get hold of them. We will only use your details to help you. You will not be in any trouble.

### We need to know

Is this report about something that happened to you or someone else?

Please select who this happened to... ▾

What is your first name?

What is your last name?

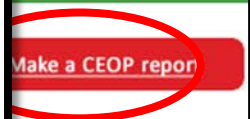
How old are you?

### Why do we need to know this?

CEOP needs to know who you are in order to help make sure you and other young people are safe.

Are you a boy or a girl?  
Please choose ▾

**Next section** ▶  
Where are you?



Use one of the CEOP buttons to go to the CEOP website

from Year 7 to Year 13. The and special assemblies



# E-Safety @ Arden

## Arden 'Support Button'

The image shows a screenshot of the Arden Academy website. On the left, a blue sidebar contains the text 'Arden Academy' and 'Knowle, Solihull B93 0PT'. Below this, a navigation menu includes 'School Information' and 'School Drives'. The main content area on the left features a 'Fantasy football league' advertisement with a 'fantasy league' logo and the text 'Join the School's Fantasy Football League - The PIN you' and 'Register before 18/10/14'. Below the advertisement is the Arden Academy crest and the text 'Useful school Frog sites:'. On the right, a red-bordered box highlights the 'Support Button' navigation menu, which includes 'School Drives', 'Support Button', and 'E-Safety help'. Below the navigation menu is the 'Arden Academy Concern Form' page. The page features the Arden Academy crest and the text 'Arden Academy Concern Form'. To the right of the crest is a graphic of three puzzle pieces: two green pieces labeled 'SEE' and 'SAY', and one yellow piece labeled 'SUPPORT'. Below the graphic is the text 'For any ICT related problems, please contact the ICT Support Office'. Below this text is a form with the label 'Your Name is:' and a text input field. Below the text input field is a larger text area labeled 'Your Message: \*'. Below the text area is a button labeled 'Click to send your message'.

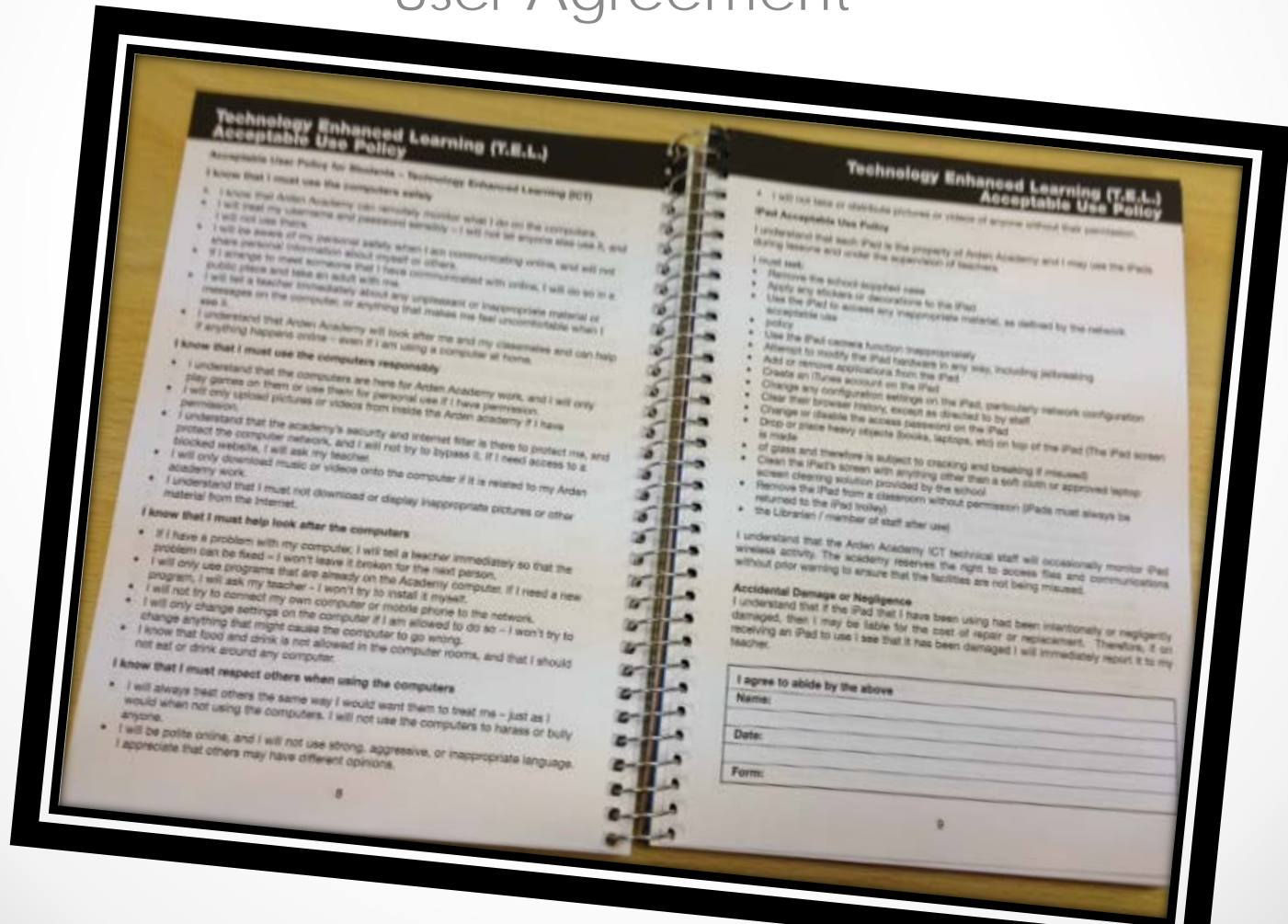
# E-Safety @ Arden

## Arden Internet Safety Posters



# E-Safety @ Arden

## Technology Enhanced Learning User Agreement



# E-Safety @ Arden

Tell a family member

Tell a friend

Tell a teacher

Tell your Form tutor, Head of year, Mrs Hull,  
Mr Simpson or any other member of staff

Report it (Click CEOP button)

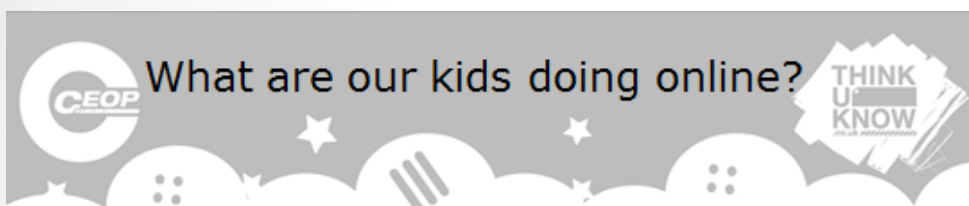
Or Block/Report through social media  
own E-Safety features

Keep evidence



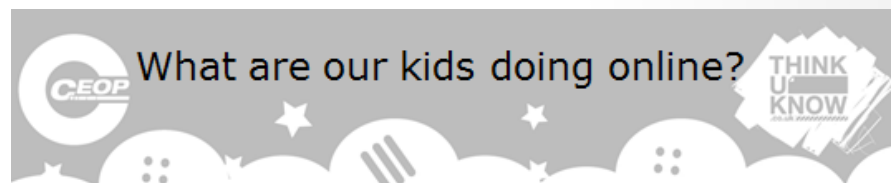
# E-Safety @ Arden

## What does the data say?



### Highlights from the Ofcom 2013 Report study:

- **Hours spent online**
  - 5-7's – 6.5 hours a week
  - 8-11's – 9.2 hours
  - 12 – 15's – 17 hours
- **Social networking**
  - 8-11's – 18%
  - 12-15's – 67%
- **Mobile phones**
  - Voicecalls- 8-11's average 10 calls per week. 12-15's average 21 calls per week
  - **Texting**
    - 8-11's – 54 messages per week (ave.).
    - 12-15's – 255 messages per week (ave.)



### Highlights from the Ofcom 2013 Report:

- Smartphone ownership
  - 5-7's – 3%
  - 8-11's – 18%
  - 12-15's – 62%
- Gaming devices
  - 5-7's – 78%
  - 8-11's – 91%
  - 12-15's – 89%
- Home Internet use
  - 5-7's – 88%
  - 8-11's – 91%
  - 12-15's – 94%

(Ofcom 2013)

# E-Safety @ Arden

Radio 1 recently conducted a survey of use of phones/social media with a thousand 15-18 year olds

Here are the results:

[Radio 1 Newsbeat](#)

# E-Safety @ Arden

## What does our data say?

### HRBQ survey (Year 8 & 10 - July 2014)

55% (56%) of pupils responded that their parents/carers are always aware when they use the internet

42% (43%) of Year 10 boys said parents were aware when they used the internet

Top 5 uses of the internet:

#### **Boys**

School work  
Playing games  
Social media – FB, twitter etc..  
Chatting  
Watching films/TV

#### **Girls**

School work  
Watching films/TV  
Social media – FB, twitter etc..  
Chatting  
Uploading videos/photos



# E-Safety @ Arden

## What does our data say?

### HRBQ survey (Year 8 & 10 - July 2014)

14% (18%) of pupils responded that they have met someone in real life whom they first met on the internet

30% (29%) said that they had seen pictures online that had upset them

Percentage answering that they use social media and share images of themselves:

Year 8 Boys 48% (46%)

Year 8 Girls 67% (62%)

Year 10 Boys 74% (60%)

Year 10 Girls 86% (83%)

17% (17%) of pupils responded that someone has shared an image of them on social media which made them feel unhappy.

Year 8 Girls 20% (16%)

Year 10 Girls 28% (25%)

# E-Safety @ Arden

What are Arden students doing online?

## Socialising

- Profile based sites - Facebook
- Blogging - Tumblr
- Random chat / Chat rooms
- Photo posting – Instagram
- Instant messaging – Whats app
- Video sharing - Youtube



# E-Safety @ Arden

What are Arden students doing online?

Gaming

Sharing

Searching



# E-Safety @ Arden

Message from PC Sharon Grant

## Main messages

Sexting and the law

Grooming/Exploitation

Report and block

Privacy settings

Digital Footprint



# E-Safety @ Arden

What has changed since last year?



**Ask.Fm**

- 60 million global users
- Personal profiles of users – linked to Facebook and Twitter
- Post questions to other people on the site
- Users post answers **anonymously**
- Can join from 13

who are your best friends in yr 8 and 9

Where were you 5 hours ago?

When was the last time you broke the law?

80m pin?

Who are ur besties ??? Boys and girls

Who do u trust enough to send a nude to if u had to ??



**Ask.Fm**

- Hannah Smith – 14 years old
- Committed suicide on 2<sup>nd</sup> August 2013
- Received bullying posts on her ask.fm page

do us all a favour n kill ur self  
omg can you just [redacted] who ever this is :'  
go comit suicide but suced pls  
wouldnt you feel bad if i did ey?



**Ask.Fm**

- 16 year old boy from Belgium identified as sending taunts to Hannah the day before she died.
- In a conversation to friends on a social networking app:  
*"This is so srs (serious) i think i might go to jail."*  
*"you no that girl that's all over the news and s\*\*t... hannah!? The day before she died I was sending her a load of abuse get cancer kill yourself etc.. I didn't think it would go this far".*

# E-Safety @ Arden

What do we all need to be aware of?

[Channel 4 news clip](#)

Online Self-Radicalisation  
Case Study – Andrew Ibrahim (Bristol)



# E-Safety @ Arden

Building confidence after online bullying

Childline video

<http://www.childline.org.uk/Explore/Bullying/Pages/Building-confidence-after-online-bullying.aspx>

# E-Safety @ Arden

Now for Workshops – 3 x 20 mins

Groups will rotate around the 3 workshops and at the end of the last one please leave us some feedback on a post-it note.

Thank you for coming and thank you for supporting us in reinforcing these messages with your children.

