



# eSafety: Practical Advice

Claire Blundell



# 4 Steps

---

Staying Safe Online

# Step One:

---

## Setting ISP Controls





# Setting ISP Controls

## BT Security Package: BT Family Protection

- Allows you to choose the level of protection for up to three PCs in your home:
  - Block websites
  - Set time limits
  - YouTube filtering
  - Usage reports
  - Instant alerts





# BT ISP Controls

BT ISP Video

# Step Two:

---

Social Media  
Safety Tools



# Facebook



- Facebook and many other social networking sites, require users to be 13 and over in order to set-up an account.
- If your child is setting up a Facebook account, consider the following:
  - Help them set up their account – no unnecessary information.
  - Don't make them any older than 13.
  - Use **your** email address as the main contact.
  - Talk through the privacy settings – “friends only”
  - Limit the amount of adult ‘friends’ they have - they may post content which you would not want your child to see.
  - Talk to them about some of the things that can go wrong – such as bullying, unwanted contact and inappropriate content.
  - Ask them to talk to you about anything that makes them feel unhappy.
  - Learn how to **report** any issues directly to the site.
  - If your child is already an underage user, revisit their profile with them and ensure that these steps have been implemented; it is never too late to take control.



# Facebook Reporting

## How to Report Posts

To better help you, we need an example of the abuse you've experienced. Please report the offensive content to us directly from where it occurred.



1. Go to [Profile Name] Timeline
2. Use your mouse to find the pencil icon in the top right corner of the post you'd like to report
3. Click **Report/Mark as Spam**
4. Choose the **Report** link to report to Facebook

Okay

## Is this post about you or a friend?

Yes, this post is about me or a friend:

- I want to remove this tag
- It's harassing me
- It's harassing a friend

No, this post is about something else:

- My friend's account might be compromised or hacked
- Hate speech
- Violence or harmful behavior
- Sexually explicit content
- Spam or scam

Is this your intellectual property?

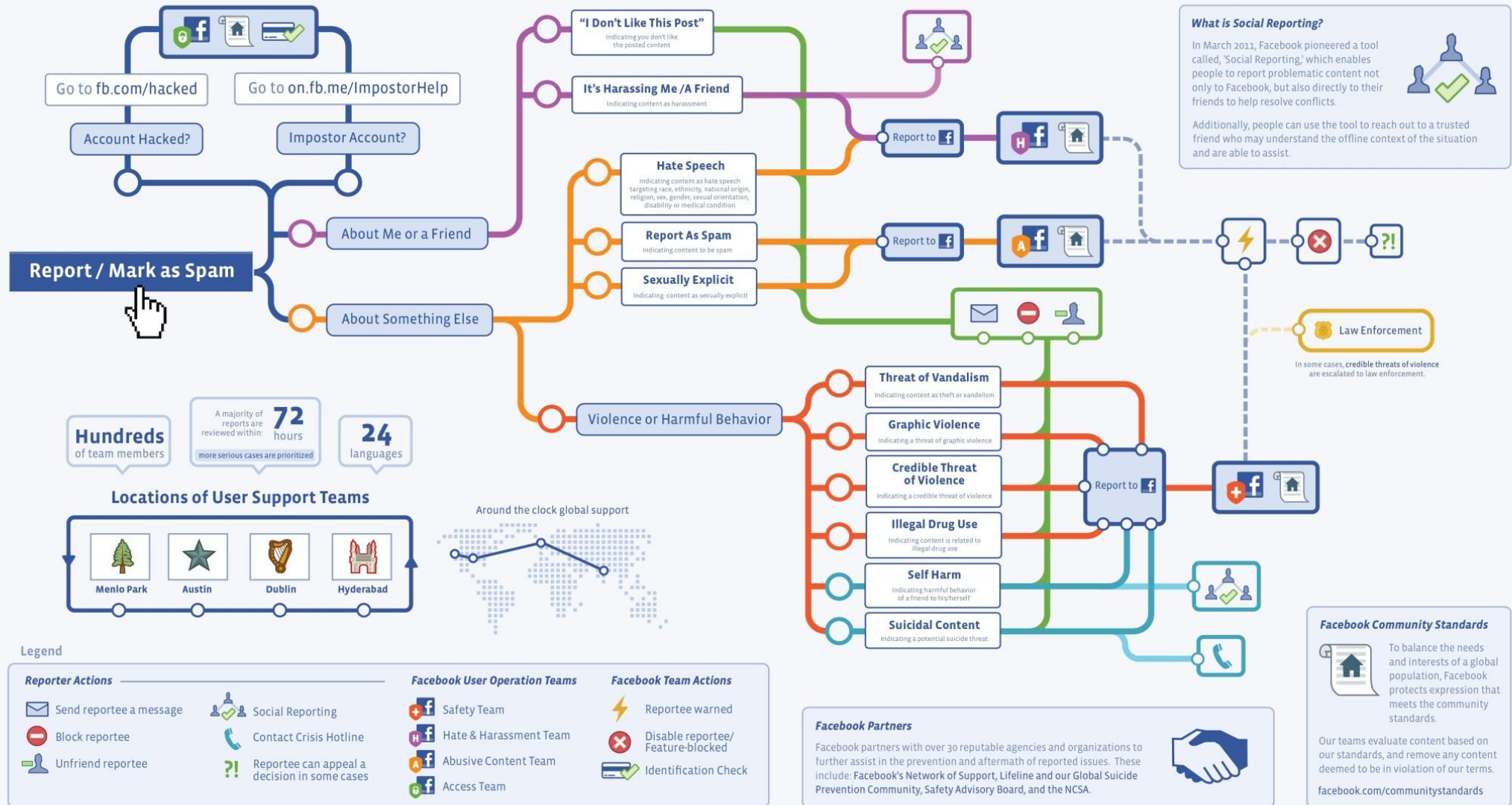
Continue

Cancel

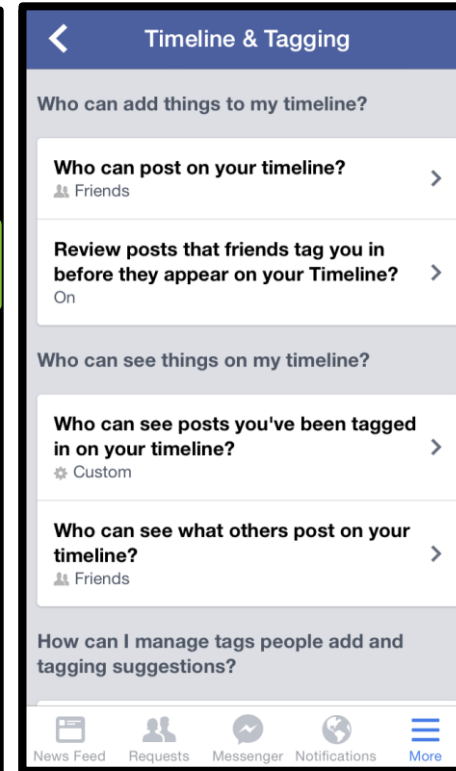
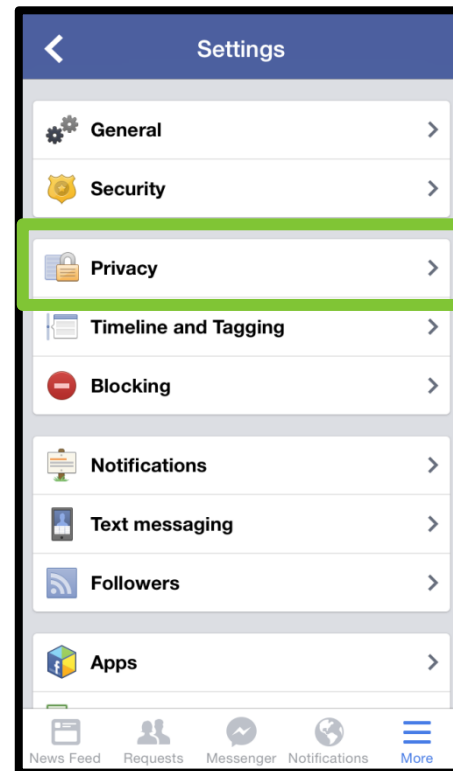
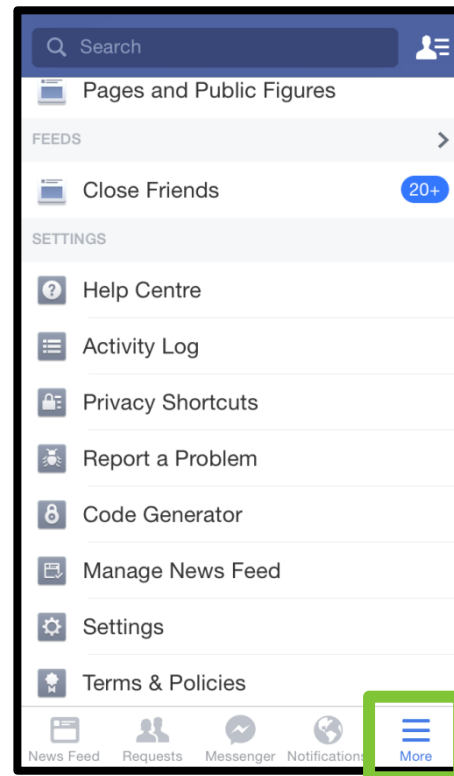


## What Happens When You Report Something?

At Facebook, nothing is more important than the safety and security of the people who use our service. With a community of over 901 million people, Facebook maintains a robust reporting infrastructure made up of dedicated teams all over the world and innovative technology systems.



# Facebook: Privacy Settings





# Facebook: Tagging

General  
Security

Privacy  
**Timeline and Tagging**  
Blocking

Notifications  
Mobile  
Followers

Apps  
Adverts  
Payments  
Support Dashboard

## Timeline and Tagging Settings

|  |  |             |         |
|--|--|-------------|---------|
| <b>Who can add things to my timeline?</b>                        | Who can post on your timeline?   | Friends     | Edit    |
|  | Review posts friends tag you in before they appear on your timeline?                                     | On          | Edit    |
| <b>Who can see things on my timeline?</b>                        | Review what other people see on your timeline  |             | View As |
|  | Who can see posts you've been tagged in on your timeline?  | Custom      | Edit    |
|  | Who can see what others post on your timeline?   | Only me     | Edit    |
| <b>How can I manage tags people add and tagging suggestions?</b> | Review tags people add to your own posts before the tags appear on Facebook?                             | Off         | Edit    |
|  | When you're tagged in a post, who do you want to add to the audience if they aren't already in it?       | Custom      | Edit    |
|  | Who sees tag suggestions when photos that look like you are uploaded? (this is not yet available to you) | Unavailable |         |

Everyone?  
Friends?  
Friends of  
friends?



# Facebook: GeoTagging

GeoTagging

data to

The image shows a screenshot of a Facebook location tagging dialog box. At the top, it asks "Add location to your posts?" with a progress indicator "2 of 3". Below this is a text input field with the placeholder "Where are you?". Underneath the input field is a row of three buttons: a person icon with a plus sign, a location pin icon, and the text "Add current city". Below the buttons is a paragraph of text: "To easily say where you are, you can add your current city or neighborhood to your posts, or add a specific place. You can turn this on or off at any time." At the bottom of the dialog are two buttons: "Don't Add Location" and "Add Location".

# Facebook: Blocking



- General
- Security

---

- Privacy
- Timeline and Tagging
- Blocking**

---

- Notifications
- Mobile
- Followers

---

- Apps
- Adverts
- Payments
- Support Dashboard

## Manage blocking

---

**Restricted List** [Edit List](#)  
When you add friends to your Restricted list they can only see the information and posts that you make public. Facebook does not notify your friends when you add them to your Restricted list.

---

**Block users**  
Once you block someone, that person can no longer see things you post on your timeline, tag you, invite you to events or groups, start a conversation with you, or add you as a friend. Note: Does not include apps, games or groups you both participate in.

**Block users**  [Block](#)

---

**Block app invites**  
Once you block app invites from someone, you'll automatically ignore future app requests from that friend. To block invites from a specific friend, click the "Ignore all invites from this friend" link under your latest request.

**Block invites from**   
You haven't blocked invites from anyone.

---

**Block event invitations**  
Once you block event invitations from someone, you'll automatically ignore future event requests from that friend.

**Block invitations from**

---

**Block apps**  
Once you block an app, it can no longer contact you or get non-public information about you through Facebook. [Learn more.](#)

# Facebook: Security Settings



Settings menu:

- General
- Security**
- Privacy
- Timeline and Tagging
- Blocking
- Notifications
- Mobile
- Followers
- Apps
- Adverts
- Payments
- Support Dashboard

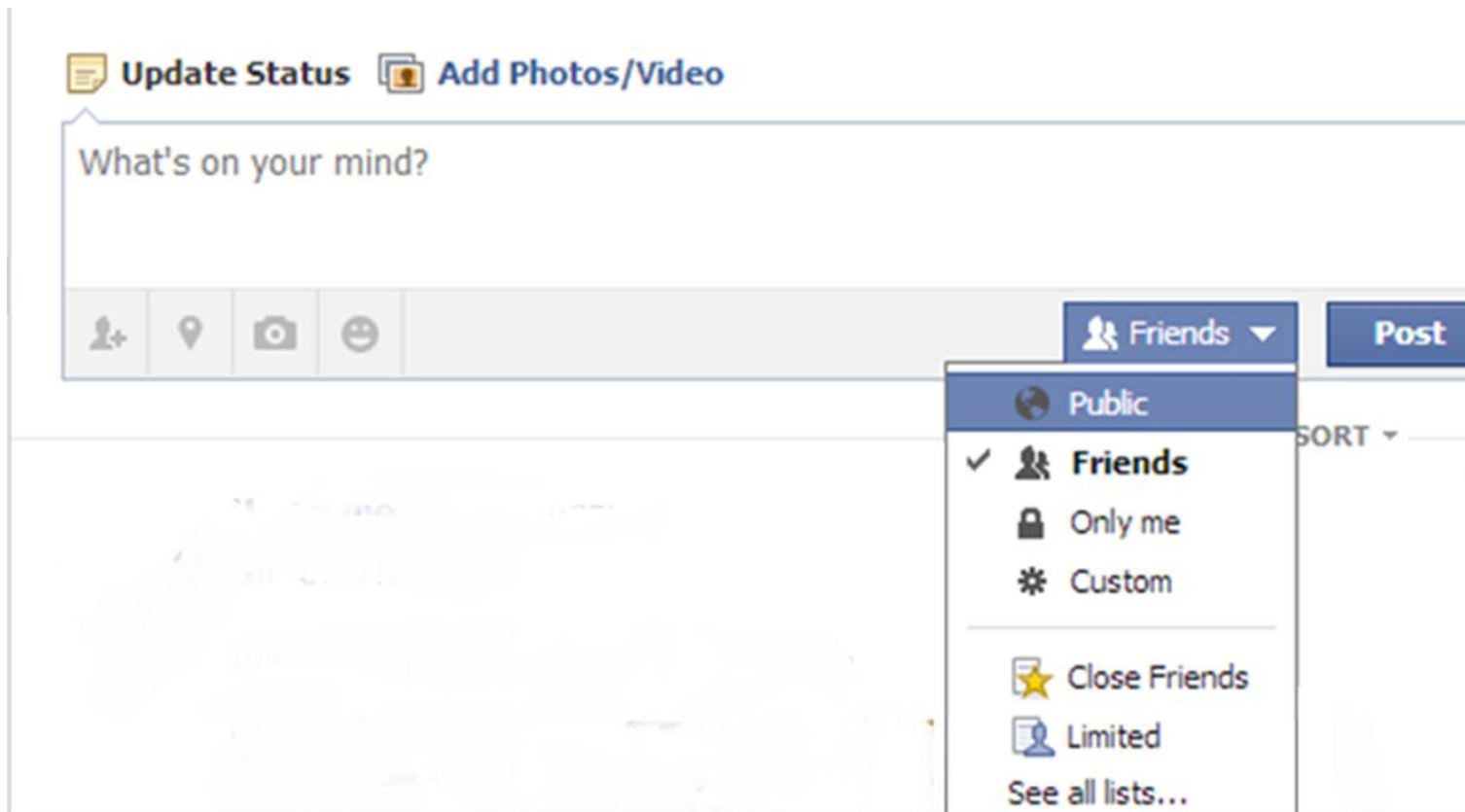
## Security Settings

|                            |   |                      |
|----------------------------|---|----------------------|
| <b>Secure browsing</b>     | Secure browsing is currently <b>enabled</b> .   | <a href="#">Edit</a> |
| <b>Login notifications</b> | Email notifications are <b>enabled</b> .  | <a href="#">Edit</a> |
| <b>Login Approvals</b>     | Use your phone as an extra layer of security to keep other people from logging into your account. | <a href="#">Edit</a> |
| <b>Code Generator</b>      | Code Generator is <b>enabled</b> .  | <a href="#">Edit</a> |
| <b>App Passwords</b>       | You haven't created app passwords.  | <a href="#">Edit</a> |
| <b>Trusted Contacts</b>    | You don't have any trusted contacts set.  | <a href="#">Edit</a> |
| <b>Recognised Devices</b>  | You have <b>80</b> recognised devices.  | <a href="#">Edit</a> |
| <b>Active Sessions</b>     | Logged in from <b>Shifnal, SHR, GB</b> and 10 other locations.                                    | <a href="#">Edit</a> |

[Deactivate your account.](#)



# Facebook: Posting



Everyone?  
Friends?  
Friends of  
friends?

# Instagram: Private Account



**BONSQUASH** 140 posts 28 followers 45 following

[Edit Your Profile](#)

**OPTIONS**

- Find People to Follow
- Posts You've Liked
- SUPPORT
- Report a Problem
- Instagram Help Center
- About Instagram Ads
- Instagram Blog
- Privacy Policy
- Terms of Service
- About This Version

**EDIT PROFILE**

- bonsquash [Edit](#)
- Website
- Bio
- Change Password >
- PRIVATE INFORMATION
- claire.e.law@gmail.com
- Phone
- Not Specified
- Posts are Private

Turn privacy ON to approve follow requests. Your existing followers won't be affected.

[or Abuse](#)



# Other Apps



UK Safer  
Internet  
Centre

tum



fm



# Web Browsers

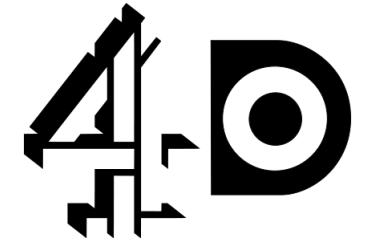
- You can setup safety features in the main browsers available
- Settings available are:
  - Safe browsing
  - Bookmarks
  - History
  - Extensions
  - User Accounts
  - Privacy and Cookies





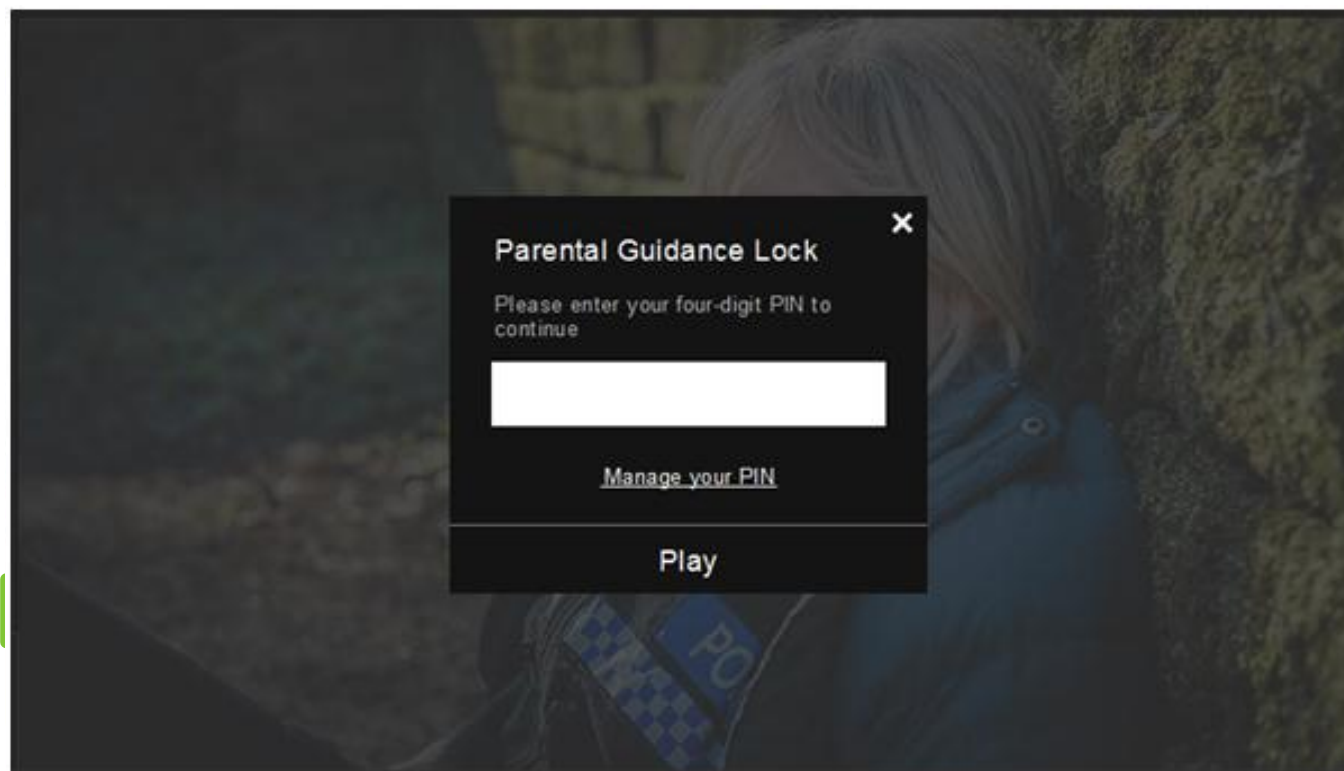
# On Demand Services

- On demand services such as:
  - BBC iPlayer
  - ITV Player
  - 4OD
  - SkyGo
- All have Parental Controls that you can set up





# BBC iPlayer Parental Guidance Lock



# Step Three:

---

## Digital Devices





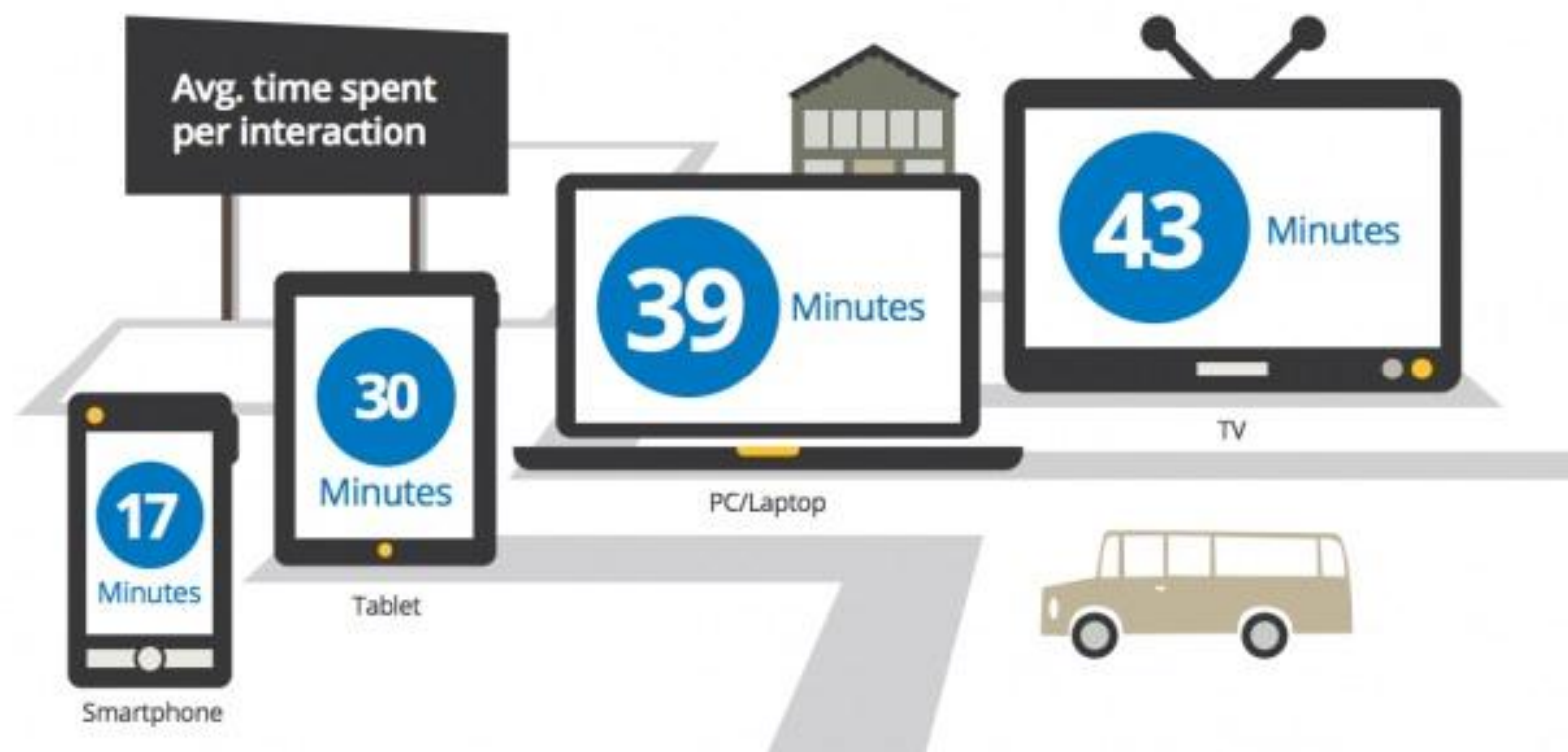
# Digital Devices: Parental Controls

- Our pupils have a plethora of devices available to them:
  - Smartphones
  - Games Consoles
  - Internet Enabled Devices



# Factoids

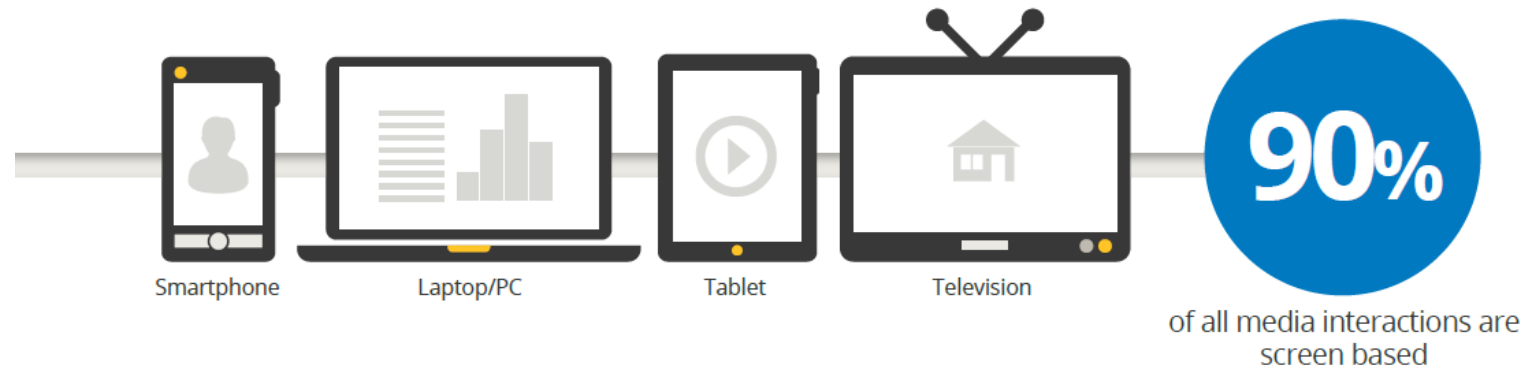
Our time online is spread between  
4 primary media devices





# Factoids

Majority of our daily media interactions are screen based



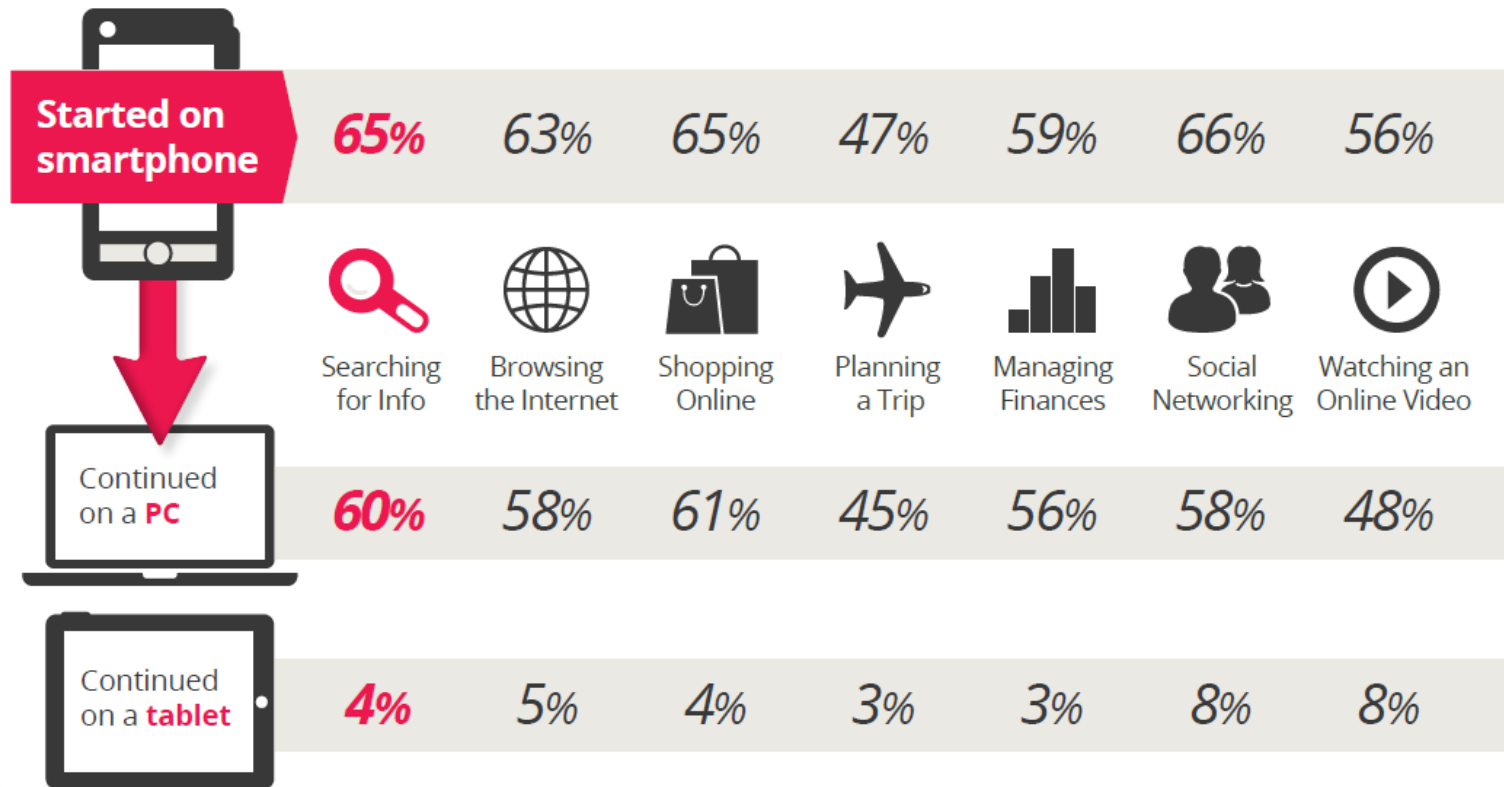
On average we spend **4.4 hours** of our leisure time in front of screens each day





# Factoids

## Smartphones are the most common starting place for online activities



# Step Four:

---

## Conversations





# Have a Conversation

- Ask your children to tell you about the sites they like to visit and what they enjoy doing online.
- Ask them about how they stay safe online.
  - What tips do they have for you, and where did they learn them?
  - What is OK and not OK to share?
- Ask them if they know where to go for help, where to find the safety advice, privacy settings and how to report or block on the services they use.
- Encourage them to help someone! Perhaps they can show you how to do something better online or they might have a friend who would benefit from their help and support.
- Think about how you each use the internet.
  - What more could you do to use the internet together?
  - Are there activities that you could enjoy as a family?